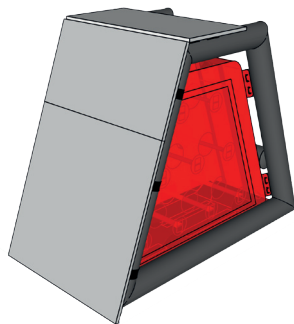


BALBAR

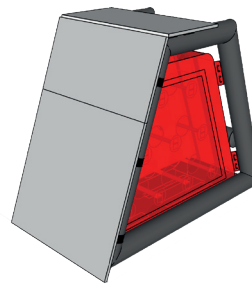
www.balbar.eu

The BALBAR Ballistic Barrier is a unique highly mobile solution that guarantees multi-level effective protection against a variety of risk scenarios. It will stop projectiles from short and long range firearms and, in the event of an explosion, protects personnel against the effects of pressure and shock wave associated with exploding ammunition, improvised explosive devices (IEDs), and unstable pressurized gas cylinders.

MODULE ML07



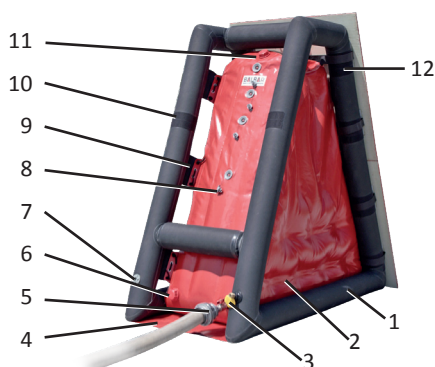
MODULE ML08



The BALBAR Ballistic Barrier is supplied in two different sizes (ML-07, ML-08). The main structure is formed by a pneumatic support frame and this is shielded by ballistic plates made of GFRP composite material. There are three optional thickness ballistic plates (11, 13, and 15 mm). These are resistant to munitions fired from small arms, shrapnel grenades, and smaller calibre explosives. The whole structure is further protected against explosions and shock wave by the use of a fully loaded water bag that provides both stability to the structure and secondary ballistic protection.

THE MAIN BALBAR FEATURES:

1. Simple to transport
2. Compact dimensions - easy to handle
3. Quick activation system – complete barrier ready in less than 4 minutes
4. Deployable in enclosed spaces and high-rise buildings
5. Join multiple modules together to create a continuous barrier whilst still maintaining protection
6. Compatibility with IRS means (tanks, hoses, air cylinders)
7. Unique and simple construction for ballistic protection
8. Two different sizes depending on the protection scenario.
9. The barrier creates shielding for a safe working area in a danger zone.
10. Enhanced structural stability and protection through the use of a water load.



1. Inflatable supporting structure
2. Bag filled with water
3. Inflatable / drain valve
4. A strip of material protecting the structure
5. Flange with ball valve and half coupling D25
6. Drain valve with lid
7. Pressure relief valve
8. Bleed and check valve
9. Handle on the structure and the bag tied together with a cord
10. Velcro for connecting ballistic barriers
11. Bleed valve with lid
12. Velcro for attaching protective composite boards

1. TECHNICAL SPECIFICATION* - air support structure with water bag

| Module | ML - 07 | ML - 08 |
|--|-------------------|---------------|
| Outer dimension L/W/H | 1793/900/1785 | 1793/900/1400 |
| Dimensions of the packed module (L/W/H) | 1000/700/500 | 1000/700/500 |
| Weight of the barrier structure | 20 kg | 17 kg |
| Weight of barrier construction with bag and accessories | 22 kg | 19 kg |
| Air volume in the supporting structure at operating pressure | 296 l | 270 l |
| Water volume to the valve 1/2/3/4 | 590/725/800/860 l | 587/720/-/- l |
| Water volume in the bag at maximum | 890 l | 755 l |

The supporting structure of the barrier is black, the water bag of the barrier is red as standard.

CAUTION!

The manufacturer admits subtle color differences in the textile materials used. These differences are not a defect and do not affect the function of the barrier.

2. TECHNICAL SPECIFICATION - composite boards with ballistic resistance

| Board type (thickness) | 11*mm | 13*mm | 15*mm |
|--|------------------------------|------------------------------|------------------------------|
| Board size | 980 x 980 mm | 980 x 980 mm | 980 x 980 mm |
| Board size divided | 980 x 530 mm 980 x 450 mm | 980 x 530 mm 980 x 450 mm | 980 x 530 mm 980 x 450 mm |
| Basis weight of the board (980 x 980) | 21* kg/m ² | 25* kg/m ² | 29* kg/m ² |
| Ballistic resistance V50 - 1.1 g FSP (STANAG 2920) | 627 m/s | 724 m/s | 954 m/s |

*Note: The values given in the table are for guidance only.

INTEGRATED DEFENSE SOLUTIONS

BOWENITE, a.s.
Pomnenskova 61, 106 00 Prague, Czech Republic
info@bowenite.eu | www.bowenite.eu

BOWENITE